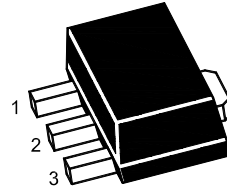


## Silicon NPN Epitaxial

### Application

- Low frequency power amplifier
- Complementary pair with 2SB1002



1.Base 2.Collector 3.Emitter  
SOT-89 Plastic Package

### Absolute Maximum Ratings

(Ta = 25°C)

Item	Symbol	Ratings	Unit
Collector to base voltage	$V_{CBO}$	100	V
Collector to emitter voltage	$V_{CEO}$	50	V
Emitter to base voltage	$V_{EBO}$	6	V
Collector current	$I_C$	1	A
Collector peak current	$i_{C(peak)}^{*1}$	1.5	A
Collector power dissipation	$P_C^{*2}$	1	W
Junction temperature	$T_j$	150	°C
Storage temperature	$T_{stg}$	-55 to +150	°C

Notes: 1. PW ≤ 10 ms, Duty cycle ≤ 20%

2. Value on the alumina ceramic board (12.5 x 20 x 0.7 mm)

### Electrical Characteristics

(Ta = 25°C)

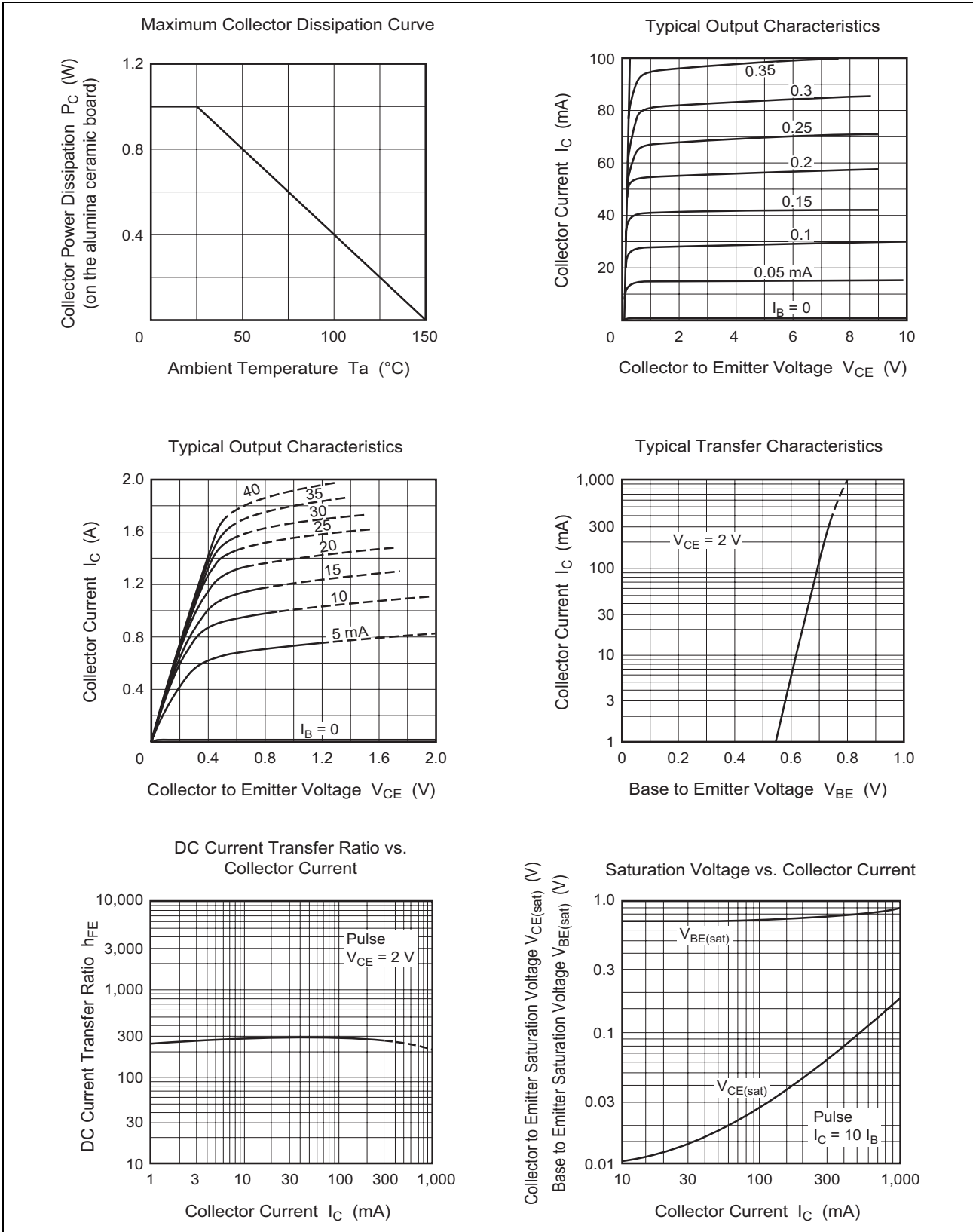
Item	Symbol	Min	Typ	Max	Unit	Test conditions
Collector to base breakdown voltage	$V_{(BR)CBO}$	100	—	—	V	$I_C = 10 \mu A, I_E = 0$
Collector to emitter breakdown voltage	$V_{(BR)CEO}$	50	—	—	V	$I_C = 1 mA, R_{BE} = \infty$
Emitter to base breakdown voltage	$V_{(BR)EBO}$	6	—	—	V	$I_E = 10 \mu A, I_C = 0$
Collector cutoff current	$I_{CBO}$	—	—	0.1	$\mu A$	$V_{CB} = 80 V, I_E = 0$
Emitter cutoff current	$I_{EBO}$	—	—	0.1	$\mu A$	$V_{EB} = 4 V, I_C = 0$
DC current transfer ratio	$h_{FE}^{*1}$	160	—	500	—	$V_{CE} = 2 V, I_C = 0.1 A$
Collector to emitter saturation voltage	$V_{CE(sat)}$	—	—	0.3	V	$I_C = 1 A, I_B = 0.1 A, \text{Pulse}$
Base to emitter saturation voltage	$V_{BE(sat)}$	—	—	1.2	V	$I_C = 1 A, I_B = 0.1 A, \text{Pulse}$
Gain bandwidth product	$f_T$	—	100	—	MHz	$V_{CE} = 2 V, I_C = 10 mA, \text{Pulse}$
Collector output capacitance	$C_{ob}$	—	20	—	pF	$V_{CB} = 10 V, I_E = 0, f = 1 MHz$

Note: 1. The 2SD1368 is grouped by  $h_{FE}$  as follows.

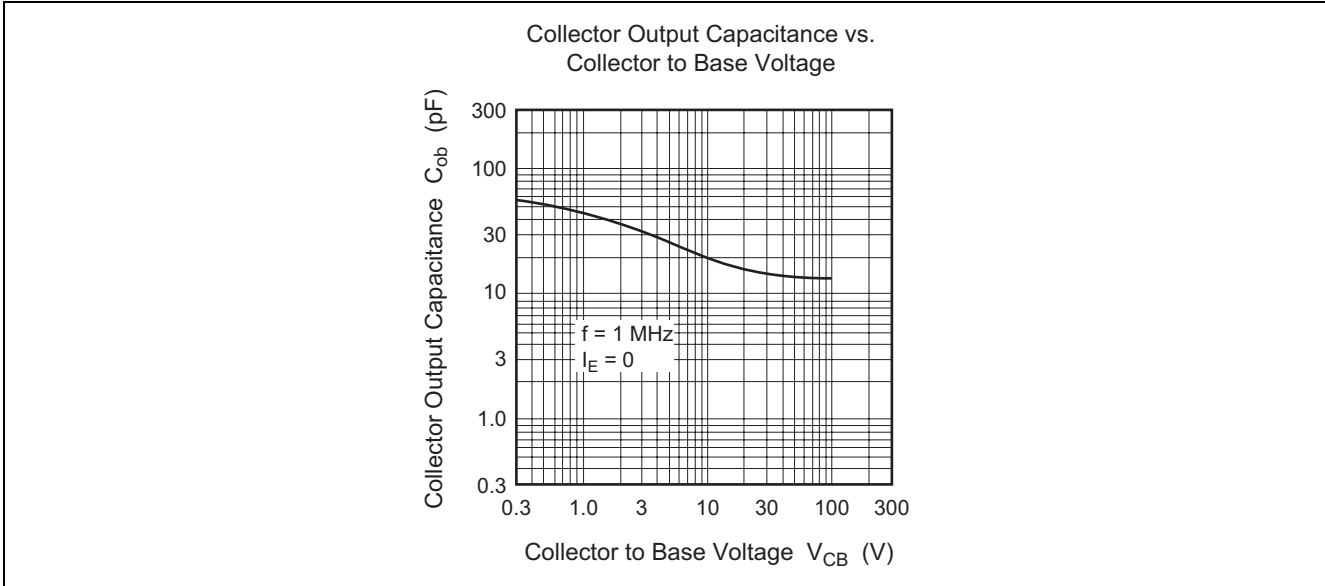
Mark	CB	CC
$h_{FE}$	160 to 320	250 to 500

**2SD1368**

**Main Characteristics**



### 2SD1368





**CHINA BASE**  
INTERNATIONAL

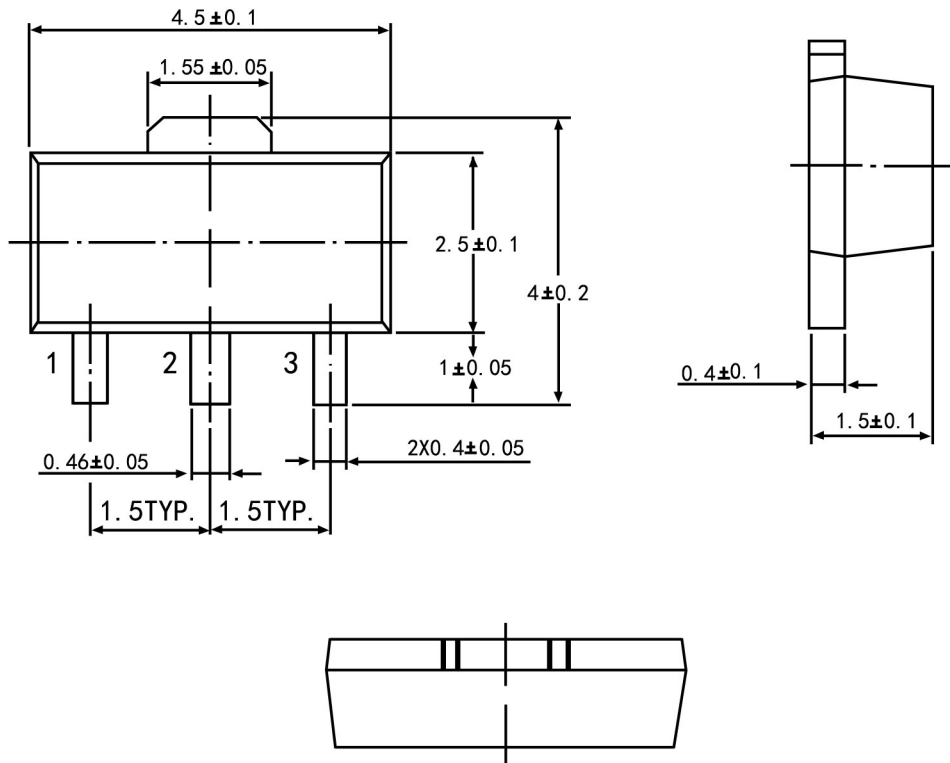
# SOT-89

## 2SD1368



www.china-base.com.hk

### SOT-89 PACKAGE OUTLINE



Symbol	Dimension in Millimeters	
	Min	Max
A	1.40	1.60
B	0.44	0.62
B1	0.35	0.54
C	0.35	0.44
D	4.40	4.60
D1	1.62	1.83
E	2.29	2.60
e	1.50 Typ	
H	3.94	4.25
H1	2.63	2.93
L	0.89	1.20
All Dimensions In mm		